

















**SCHEDULE 7 :
ELECTRICAL, LIGHTING & EQUIPMENT**



	DESCRIPTION	LOCATION	QTY	IMAGE
LIGHTING 7.1	REFERENCE	LT01		
	DESCRIPTION	Recessed Downlight	General	
	FINISH	White in white ceilings		
	CODE	Generic		
	SIZE			
	INSTALLATION	Ceiling Recessed		
	SETOUT	Refer Electrical Plan		
	ANCILLARY			
	SUPPLIER			
	REMARKS	Dimmers as per Electrical Plan		
REFERENCE	LT02			
DESCRIPTION	LED strip light	Overhead cpbds		
FINISH	Anodised Aluminium Profile with Frosted Diffuser (White)	WIR		
CODE	Light: LPA High Output LED Strip Light Model Number: 102T29WW120B-24 120W (24w/M) 2196 lm/m Diffuser: LPA High Profile Aluminium Profile	Vanity recesses Recessed Pelmets		
SIZE	Profile: 15.3mm x 17.2mm			
INSTALLATION	Recess into Joinery as per Plans			
SETOUT	Refer Electrical Plan.			
ANCILLARY				
SUPPLIER	LPA			
REMARKS	For Internal and External Usage IP rating as required Lighting Output as required for Application - Electrical Contractor to confirm			
REFERENCE	LT03A			
DESCRIPTION	Surface Mounted up down light			
FINISH	BLACK			
CODE	Pillar Wall Up & Down light			
SIZE	210 x 60Ø			
INSTALLATION				
SETOUT	Refer Electrical Plan			
ANCILLARY				
SUPPLIER	Client supplied			
REMARKS	Dimmers as per Electrical Plan			
REFERENCE	LT03B			
DESCRIPTION	Surface Mounted up down light			
FINISH	Black			
CODE	Cayman Out wall light 12W			
SIZE				
INSTALLATION				
SETOUT	Refer Electrical Plan			
ANCILLARY				
SUPPLIER	Client supplied			
REMARKS	Dimmers as per Electrical Plan			

REFERENCE	LT03C			
DESCRIPTION	Surface Mounted down light			
FINISH	Plaster- Paint finished to match wall			
CODE	Fade 260 White plaster wall light			
SIZE				
INSTALLATION				
SETOUT	Refer Electrical Plan			
ANCILLARY				
SUPPLIER	Client supplied			
REMARKS	Dimmers as per Electrical Plan			
REMARKS	Dimmers as per Electrical Plan			
REFERENCE	LT03D	General		
DESCRIPTION	Surface Mounted down light			
FINISH	White			
CODE	Circa wall light			
SIZE				
INSTALLATION				
SETOUT	Refer Electrical Plan			
ANCILLARY				
SUPPLIER	Client supplied			
REMARKS	Dimmers as per Electrical Plan			
REMARKS	Dimmers as per Electrical Plan			
REFERENCE	LT04A	Kitchen	1	
DESCRIPTION	Feature Pendant Light A			
FINISH	Vic ash timber in beeswax			
CODE	2by5 45 Square with round edges			
SIZE	1500mm long			
INSTALLATION				
SETOUT				
ANCILLARY				
SUPPLIER	Client supplied			
REMARKS	Dimmers as per Electrical Plan			
REMARKS	Dimmers as per Electrical Plan			
REFERENCE	LT04B	Stair	1	
DESCRIPTION	Feature Pendant Light B			
FINISH	White			
CODE	Caroline Pendant White			
SIZE	700W			
INSTALLATION	Height to be confirmed on site.			
SETOUT				
ANCILLARY				
SUPPLIER	Client supplied			
REMARKS	Dimmers as per Electrical Plan			
REMARKS	Dimmers as per Electrical Plan			
REFERENCE	LT04C	General		
DESCRIPTION	Surface Mounted down light			
FINISH	White			
CODE	Beam ceiling surface mounted light with gold baffle			
SIZE				
INSTALLATION				
SETOUT	Refer Electrical Plan			
ANCILLARY				
SUPPLIER	Client supplied			
REMARKS	Dimmers as per Electrical Plan			
REMARKS	Dimmers as per Electrical Plan			
REFERENCE	LT05	Garage		
DESCRIPTION	LED batten light			
FINISH	White			
CODE	LPA Blaine Batten LPA-BT-BLA-40K 28W 4000K			
SIZE	1200x 71 x 63mm			
INSTALLATION	Surface Mounted			
SETOUT	Refer Electrical Plan			
ANCILLARY	IP Rating: IP20			
SUPPLIER	LPA			
REMARKS				
REMARKS				

ELECTRICAL, TV, COMMS & SECURITY	REFERENCE	FAN	Bed 01 Bed 02 Bed 03	
	DESCRIPTION	Ceiling fan		
	FINISH	white		
	CODE	Fanco Eco Style SC fan with remote	Rumpus	
	SIZE		Living	
	INSTALLATION	Installed to manufacturers specifications	Dining	
	SETOUT	Refer Electrical Plan		
	ANCILLARY			
	SUPPLIER	Client supplied		
	REMARKS			
ELECTRICAL, TV, COMMS & SECURITY	REFERENCE	SW01	General	
	DESCRIPTION	Light Switch - Wall Mounted		
	FINISH	Matt White to white walls		
	CODE	Clipsal Saturn Zen Series light switch		
	SIZE	116 x 76 x 4mm		
	INSTALLATION			
	SETOUT			
	ANCILLARY			
	SUPPLIER			
	REMARKS	No. of Gangs on Light Switch Wall Plate(s) with dimmer controls as per electrical plans. To be confirmed prior to installation.		
ELECTRICAL, TV, COMMS & SECURITY	REFERENCE	SW02	General	
	DESCRIPTION	General Power Outlet (GPO) - Wall Mounted		
	FINISH	Matt White to white walls		
	CODE	Matt Black to all other surfaces Clipsal Saturn Zen Series power outlet		
	SIZE	116 x 75 x 4mm		
	INSTALLATION			
	SETOUT			
	ANCILLARY			
	SUPPLIER			
	REMARKS			
ELECTRICAL, TV, COMMS & SECURITY	REFERENCE	SW03	General	
	DESCRIPTION	General Power Outlet (GPO) with USB		
	FINISH	Matt White to white walls		
	CODE	Matt Black to all other surfaces Clipsal Saturn Zen Series power outlet with USB-C - alternatively Clipsal Iconic with USB-C		
	SIZE	116 x 75 x 4mm		
	INSTALLATION			
	SETOUT			
	ANCILLARY			
	SUPPLIER			
	REMARKS			
ELECTRICAL, TV, COMMS & SECURITY	REFERENCE	SW04	General	
	DESCRIPTION	Autoswitches weather protected socket outlet		
	FINISH	"White"		
	CODE	CLIPSAL 15A IP34 415VF15		
	SIZE			
	INSTALLATION			
	SETOUT			
	ANCILLARY			
	SUPPLIER			
	REMARKS			
ELECTRICAL, TV, COMMS & SECURITY	REFERENCE	SMOKE DETECTOR	General	
	DESCRIPTION	Ceiling Mounted Smoke Detector		
	FINISH			
	CODE	FIRETRONICS Flush Smoke Detector 12-24V DC Hard Wired and interlinked with Battery backup to Comply with AS 3786.		
	SIZE			
	INSTALLATION			
	SETOUT			
	ANCILLARY			
	SUPPLIER			
	REMARKS	Contractor to confirm compliant locations prior to installation.		

REFERENCE	ELECTRICAL	General	
DESCRIPTION	Electrical switchboard and connections as required.		
FINISH			
CODE	Existing 3 phase switchboard. Provide additional circuits as required. Power to be retained during entire build phase and subboard at front door to be decommissioned and removed.		
SIZE			
INSTALLATION	Provide adequate feeds to lighting, irrigation system, all appliances, pool sub board, HVAC, HWS, remote gate, electric strikes, blind feeds, louvre feed, electric heaters, pumps, and solar power.		
SETOUT			
ANCILLARY			
SUPPLIER			
REMARKS			
REFERENCE	HOME NETWORK CABLING-	TBC	
DESCRIPTION	Equipment & Cabling for telephone, data		
FINISH			
CODE	Data Cabinet (power rails, patch panels, switch & shelving) CAT6E cabling including terminations, setup of data network, patching and WAP configuration. Clipsal Saturn Zen for points. DATA POINTS as per Electrical Plan CENTRAL DATA / AV HUB TO STORE as required MINI WIFI ACCESS POINTS as per plan		
SIZE			
INSTALLATION			
SETOUT			
ANCILLARY	Contractor to allow for all chasing, trenching, supply & installation of fittings and trimless fittings, appliances, ducting and controls as required, temp. site power and lighting.		
SUPPLIER			
REMARKS	All to be confirmed with automation contractor		
REFERENCE	TV CABLING		
DESCRIPTION	FTA TV, PAYTV, and associated cabling and equipment.		
FINISH			
CODE	Optical & HDMI Cabling as required. Lead in cabling, NBN provision, FTA distribution. x FTA TV Stations including x Cat6E cabling (3 per tv point - Pay TV, Control, Smart TV) 1 x Antenna x HDMI over Cat6E kits including IR HDMI cables as required to allow system setup and commissioning		
SIZE			
INSTALLATION			
SETOUT	CONTRACTOR TO CONFIRM EXACT FINAL LOCATIONS PRIOR TO INSTALLATION.		
ANCILLARY	Contractor to allow for all chasing, trenching, supply & installation of fittings and trimless fittings, appliances, ducting and controls as required, temp. site power and lighting.		
SUPPLIER			
REMARKS	All to be confirmed with automation contractor		

7.3	REFERENCE	DUCTED AIR CONDITIONING SYSTEM			
	DESCRIPTION	Ducted Air Conditioning System with x split ducted fan coil units, x bulkhead fan coil units & x outdoor condenser/s as required. Reverse cycle heating & cooling. To be controlled via existing and new NEST controller.			
	FINISH CODE	Equipment to meet the required cooling and heating capacity and achieve an indoor design temperature of 21°C durina winter and 22°C durina summer months. AC System to be controlled by Automation System Size, spec. & position to be confirmed by mech contractor.			
	SIZE				
	INSTALLATION				
	SETOUT				
	ANCILLARY SUPPLIER				
	REMARKS		As per Air Conditioning Specification. Contractor to allow all associated works including but not limited to power supply to equipment, mounting of external equipment, trimmina of diffusers.		
	REFERENCE		AC UNIT 01		
	DESCRIPTION		Reverse Cycle Ducted Fan coil unit.		
FINISH CODE	Inverter Heat & Cool Ducted Split Model: to be confirmed as suitable by mech contractor. Supply GRILLE 01 slot diffusers to ceiling & RETURN AIR GRILLE to Entry Ceiling. Size & position of supply & return air arilles to be confirmed by mech contractor.				
SIZE					
INSTALLATION					
SETOUT					
ANCILLARY SUPPLIER					
REMARKS		As per Air Conditioning Specification. Contractor to allow all associated works including but not limited to power supply to equipment, mounting of external equipment, trimmina of diffusers.			
REFERENCE		AC UNIT 02 & 03			
DESCRIPTION		Reverse Cycle Bulkhead Fan coil unit.			
FINISH CODE	Inverter Heat & Cool Multi Split Model: Living: Daikin Bulkhead Model installed as per plan Kitchen: Bulkhead Model installed as per plan To be confirmed as suitable by mech contractor. Supply GRILLE 02 flangeless bar grille to top of joinery. Size & position of supply & return air grilles to be confirmed by mech contractor.				
SIZE					
INSTALLATION					
SETOUT					
ANCILLARY SUPPLIER					
REMARKS		As per Air Conditioning Specification. Contractor to allow all associated works including but not limited to power supply to equipment, mounting of external equipment, trimmina of diffusers.			

REFERENCE	AC UNIT 04-07		
DESCRIPTION	Reverse Cycle Bulkhead Fan coil unit.		
FINISH			
CODE	Inverter Heat & Cool Multi Split Model: To be confirmed as suitable by mech contractor.		
SIZE			
INSTALLATION			
SETOUT	Supply GRILLE 02 to top of joinery bedrooms & Rumpus. Size & position of supply & return air grilles to be confirmed by mech contractor.		
ANCILLARY			
SUPPLIER			
REMARKS	As per Air Conditioning Specification. Contractor to allow all associated works including but not limited to power supply to equipment, mounting of external equipment, trimming of diffusers.		
REFERENCE	GRILLE TYPE 01	As per drawings	
DESCRIPTION	Supply and exhaust air slot diffuser.		
FINISH	Powdercoat to match ceiling / wall colour.		
CODE	Holyoake CSD Series Ceiling Slot Diffuser Size and Type to suit application		
SIZE			
INSTALLATION	To Manufacturers Specifications		
SETOUT	Size, spec. & position to be confirmed by mech contractor.		
ANCILLARY			
SUPPLIER			
REMARKS	As per Air Conditioning Specification. Contractor to allow all associated works including but not limited to power supply to equipment, mounting of external equipment, trimming of diffusers.		
REFERENCE	GRILLE TYPE 02	As per drawings	
DESCRIPTION	Supply, return air grille diffuser. (Return for Bulkhead Units only)		
FINISH	Powdercoat to match ceiling / wall colour.		
CODE	Holyoake LD Series Flangeless Linear Bar Diffuser		
SIZE			
INSTALLATION	To Manufacturers Specifications		
SETOUT	Size, spec. & position to be confirmed by mech contractor.		
ANCILLARY			
SUPPLIER			
REMARKS	As per Air Conditioning Specification. Contractor to allow all associated works including but not limited to power supply to equipment, mounting of external equipment, trimming of diffusers.		
REFERENCE	RETURN AIR GRILLE		
DESCRIPTION	Return air diffuser for FC01 and FC02		
FINISH	Powdercoat to match ceiling / wall colour.		
CODE	Holyoake RLL25FR Eggcrate Return Air Grille Hinged with Filter		
SIZE			
INSTALLATION	To Manufacturers Specifications		
SETOUT	Size, spec. & position to be confirmed by mech contractor.		
ANCILLARY			
SUPPLIER			
REMARKS	As per Air Conditioning Specification. Contractor to allow all associated works including but not limited to power supply to equipment, mounting of external equipment, trimming of diffusers.		

REFERENCE	HWS		
DESCRIPTION			
FINISH	New Heatpump hot water tank- Contractor to provide quote. Hot water to be on Grunfos hot water circulation (rina main)		
CODE			
SIZE			
INSTALLATION			
SETOUT			
ANCILLARY			
SUPPLIER			
REMARKS	Boiler size and quantity to be confirmed by contractor		
REFERENCE	HYDRONIC		
DESCRIPTION			
FINISH	Existing boiler retained. Allow for relocation of existng hydronic panels. Hydronic Towel rail for ground floor ensuite.		
CODE			
SIZE			
INSTALLATION			
SETOUT			
ANCILLARY			
SUPPLIER			
REMARKS	Boiler size and quantity to be confirmed by contractor		
REFERENCE	UNDERTILE HEATING		
DESCRIPTION			
FINISH			
CODE	Devimat undertile heating- or equal approved		
SIZE			
INSTALLATION	To Manufacturers Specifications- Wall switch to be omitted if possible		
SETOUT	Size, spec. & position as drawn		
ANCILLARY			
SUPPLIER			
REMARKS			
REFERENCE	EXHAUST FAN		
DESCRIPTION	Exhaust Fan & Cowl		
FINISH	GRILLE 01 to ceiling. External roof mounted fans. Size & position to be confirmed by mech contractor.		
CODE	FanTech Roof Mounted Exhaust Fan & Cowl		
SIZE			
INSTALLATION	Exhaust Fan to be ducted to outside air.		
SETOUT	Electrical/Mechanical Contractor to confirm Airflow requirements based on volume of each room and sufficient to clear mirror.		
ANCILLARY			
SUPPLIER			
REMARKS	As per Air Conditioning Specification. Contractor to allow all associated works including but not limited to power supply to equipment, mounting of external equipment. trimmina of diffusers.		

EQUIPMENT 7.4	REFERENCE	POOL EQUIPMENT	TBC		
	DESCRIPTION				
	FINISH				
	CODE	Existing			
	SIZE				
	INSTALLATION				
	SETOUT				
	ANCILLARY				
	SUPPLIER				
	REMARKS				
	REFERENCE	EV CHARGING			
	DESCRIPTION				
	FINISH				
	CODE	Ocular LTRE Universal 22Kv EV Charging station. Contractor to provide quote-spec			
SIZE					
INSTALLATION					
SETOUT					
ANCILLARY					
SUPPLIER	Client supplied, Contractor to allow installation				
REMARKS					
REFERENCE	SOLAR PV SYSTEM				
DESCRIPTION	Solar PV System				
FINISH					
CODE	Allow conduit for future system				
SIZE					
INSTALLATION					
SETOUT					
ANCILLARY					
SUPPLIER					
REMARKS					